



Wendell and Penelope's GUIDE TO FOGS




Hi! We're Wendell and Penelope and we're here to tell you about FOGs: fats, oils, and grease.

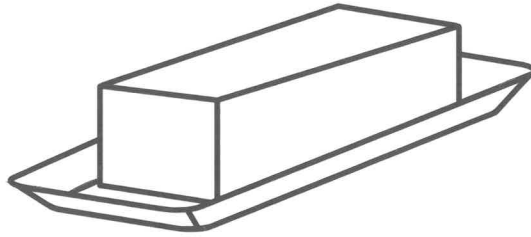


It's important to keep FOGs out of your drains and toilets.

Here are some FOGs you might find in your kitchen.



Bacon Grease



Butter



Mayo




Cooking Oil



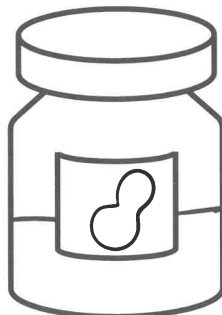
Gravy



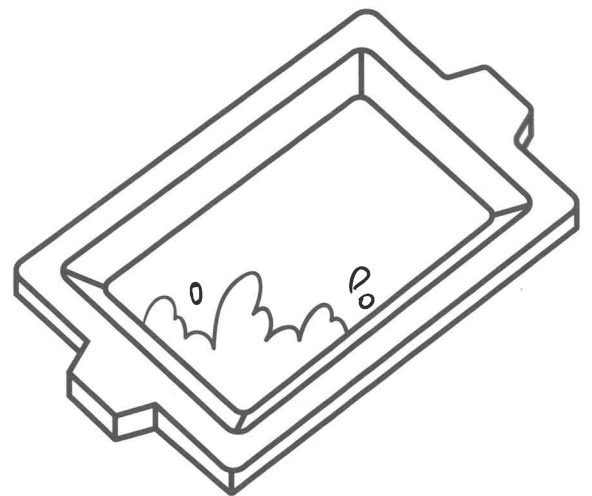
Salad Dressing



Milk and Cream



Peanut Butter

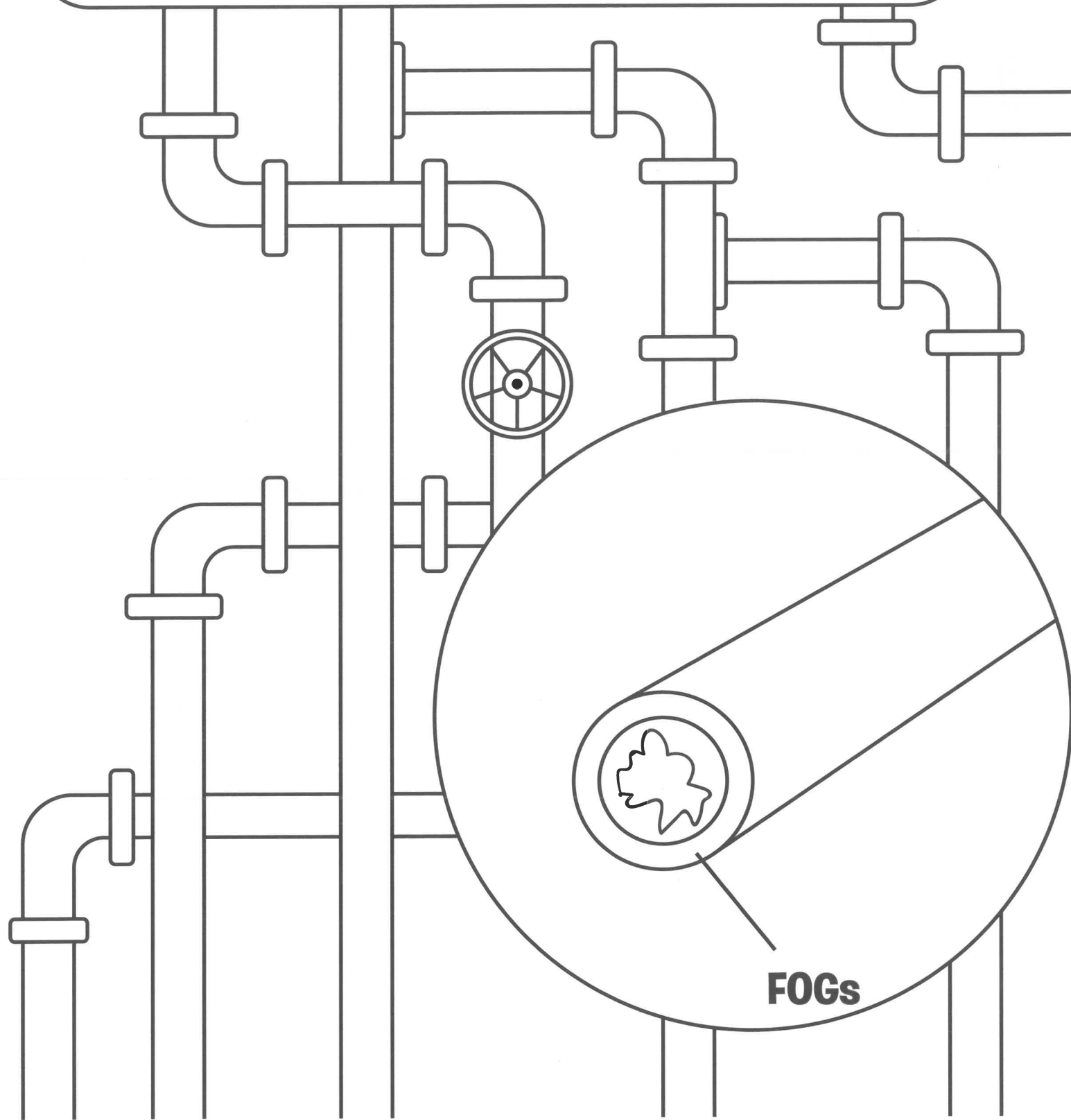


Pan Drippings

**FOGs should go in the garbage
instead of down the drain.
Liquids like used cooking oil
should be put in a can or jar first.**



FOGs are sticky. They stick to each other and to the sides of pipes. Your pipes can get clogged up with FOGs if they go down the drain.



Once FOGs get into the sewer, they can even form giant fatbergs that collect garbage and dirt. YUCK!



Fog in the air clouds your vision, making it hard to see. FOGs clog up the pipes, making it hard for water to move.



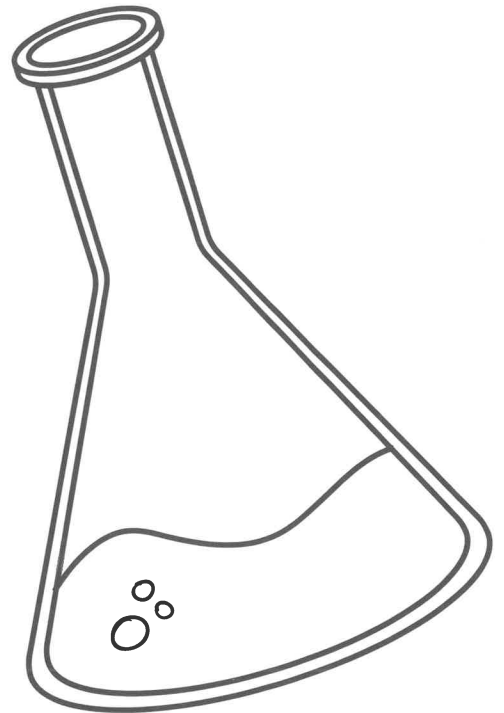
Can you find all the FOGs in this fridge?




Here are some other things that you should never put in your toilets and drains.



Medications



Chemicals



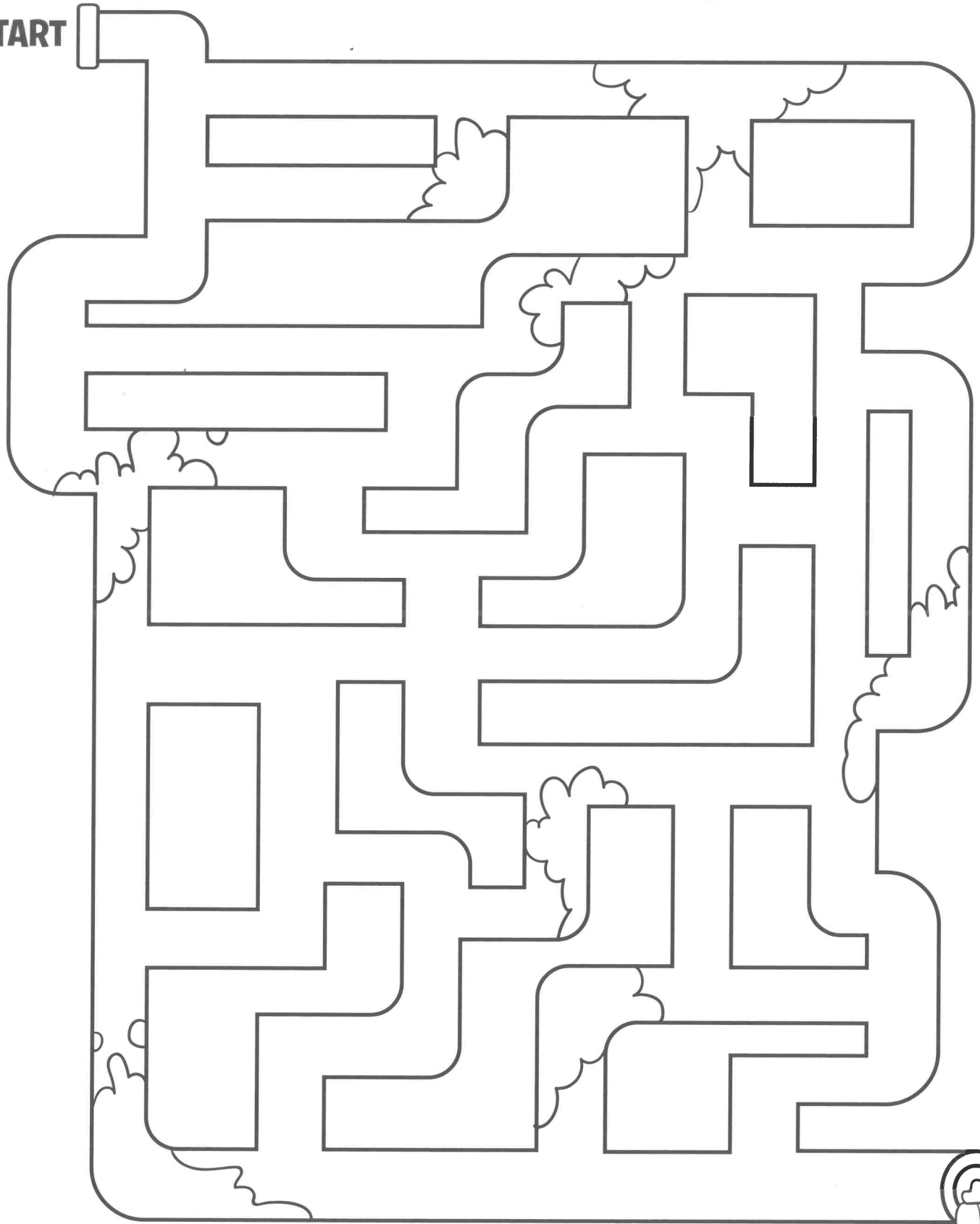
Paint and Paint Thinners



Wipes (even the “flushable” ones)

**Can you get through this maze of sewer pipes?
Don't touch the fatbergs!**

START



FINISH



**Thanks for reading, and remember:
Don't Make a Splash-
Put FOGs in the Trash!**



This book is published by The Education & Outreach Company.
For information about The Education & Outreach Company, go to: www.educationandoutreach.com.

©2023 The Education & Outreach Company. All rights reserved.
ES460-0424