

Smithfield										
Budget to Actual 1										
Fiscal Year	A	B	C	D	E	F	G	H	I	J
	2017	2018	2019	2019	2019	2019	2020	2021	2022	2023
1a Levy subject to § 44-5-2	56,133	57,541	52,241	52,241	52,241	52,241	54,253	56,151	58,173	60,209
1b Motor Vehicle Levy	-	-	6,124	6,124	6,124	6,124	4,969	3,677	2,521	1,301
2 PILOT and Tax Treaties (Included in levy)	-	-	-	-	-	-	-	-	-	-
3 PILOT and Tax Treaties (excluded from levy)	-	-	-	-	-	-	-	-	-	-
4 Adjustments to Current Year Levy	(20)	(92)	-	-	91	91	-	-	-	-
5 Adjustments to Prior Year's Levy	29	70	-	-	(0)	(0)	-	-	-	-
6 Current Year Collection Rate	98.4%	0.0%	96.9%	96.0%	53.8%	95.9%	98.2%	98.3%	98.3%	99.2%
	<b>Audited Actual**</b>	<b>Audited Actual**</b>	<b>Budget</b>	<b>Amended Budget</b>	<b>Actual</b>	<b>Projected</b>	<b>Year 2 Forecast</b>	<b>Year 3 Forecast</b>	<b>Year 4 Forecast</b>	<b>Year 5 Forecast</b>
	<b>Total MTPA*</b>	<b>Total MTPA*</b>	<b>Total MTPA*</b>	<b>Total MTPA*</b>	<b>Total MTPA*</b>	<b>Total MTPA*</b>	<b>Total MTPA*</b>	<b>Total MTPA*</b>	<b>Total MTPA*</b>	<b>Total MTPA*</b>
7 Property Tax	56,516	58,022	58,426	58,426	33,654	58,426	60,010	60,707	61,531	62,903
8 Local Non-Property Tax Revenues	2,592	2,626	2,510	2,462	1,262	2,465	2,490	2,505	2,505	2,520
9 Federal Aid	-	-	25	-	-	-	25	25	25	25
10 State Aid	2,686	3,341	3,594	3,586	2,192	3,689	4,495	5,836	7,094	8,212
11 Other Revenue	-	-	-	-	-	-	-	-	-	-
12 Municipal Education Appropriation	-	-	-	-	-	-	-	-	-	-
13 Total Revenue	61,794	63,989	64,555	64,477	37,108	64,580	67,019	69,074	71,155	73,660
14 Financing Sources	205	1,685	1,538	1,468	-	1,468	1,450	1,450	1,450	1,450
15 Compensation	11,388	11,792	12,713	12,713	6,380	12,713	13,080	13,435	13,813	14,202
16 Overtime	1,493	1,838	1,456	1,456	1,063	1,773	1,480	1,505	1,535	1,619
17 Health Insurance	2,496	2,839	2,697	2,697	1,253	2,697	2,880	3,075	3,283	3,505
18 Other Benefits	1,516	1,351	1,457	1,457	711	1,457	1,532	1,566	1,573	1,611
19 Pension	3,390	3,529	3,682	3,682	2,788	3,682	3,726	3,767	3,812	3,859
20 OPEB	944	1,003	1,106	1,106	400	1,106	1,218	1,353	1,485	1,624
21 Operations	8,015	9,684	9,019	9,096	4,452	8,939	8,802	8,814	9,137	8,957
22 Municipal Education Appropriation	30,703	31,678	31,678	31,678	13,942	31,678	32,927	34,226	35,577	36,982
23 Municipal Debt Service	1,171	1,552	1,539	1,539	567	1,539	1,511	1,484	1,456	1,427
24 School Debt Service	748	835	813	813	395	813	795	777	758	738
25 Total Expenditures	61,864	66,100	66,159	66,236	31,952	66,396	67,951	70,002	72,429	74,525
26 Financing Uses	77	125	350	350	1	-	300	300	100	350
27 Net Change (row 13+14-25-26)	57	(551)	(416)	(641)	-	(348)	218	222	76	235
28 Appropriated Fund Balance	-	-	631	641	-	641	600	600	764	600
29 Prior Period Adjustments - MTP Non-audit	-	-	-	-	-	-	-	-	-	-
30 Prior Period Adjustments - Audit	-	-	-	-	-	-	-	-	-	-
31 Total Prior Period Fund Balance (Rows 32 to 36)	17,368	17,425	-	-	-	-	-	-	-	-
32 Non-spendable***	1,340	1,384	-	-	-	-	-	-	-	-
33 Restricted***	38	-	-	-	-	-	-	-	-	-
34 Committed	9,097	8,390	-	-	-	-	-	-	-	-
35 Assigned	2,423	2,272	-	-	-	-	-	-	-	-
36 Unassigned	4,527	5,111	-	-	-	-	-	-	-	-
37 Enterprise Fund Net Position	-	-	-	-	-	-	-	-	-	-

\*Total MTPA or Total Municipal Transparency Amount, is the financial activity for all reportable funds and is available for all reporting periods. For schools this reflects all funds of the school department excluding internal service and fiduciary funds, while for municipalities this includes financial statement general fund and some other funds such as special revenue, enterprise, and debt service. Inclusion and or exclusion of funds is based on Municipal Transparency Portal Implementation Guidance. In general, excluded funds from municipal reporting are fiduciary, capital project, internal service, water, sewer, and storm water. Some Funds may be added or removed from one year to the next.

\*\*The amounts reported in the columns with the headings marked Audited Actual (A,B) are derived from annual audit reports

\*\*\*Fund balance classifications (rows 32 and 33) may include net position if Enterprise Fund activity is reported prior to FY19.

^ This Transparency Report is required under RI General Law 45-12-22.2 (d) to be signed and posted to the Municipality's website. Any missing data from any of the columns is due to this information not being currently available, the Municipality/School District failing to report in a prior period, or the information is not applicable.

^^ The data found in this report has been summarized for the purposes of display. The raw data which includes department level information along with visualization tools, definitions, as well as a listing of definition and coding changes between years can be found by going to <http://www.municipalfinance.ri.gov/> and clicking on Municipal Transparency Portal tab. The Audited Actual information is derived from the MTP-2 report that can be found in the Municipality/Regional School District's corresponding fiscal year audit report under supplementary information. The details on which Funds are included in Total MTPA are provided in the Annual Supplemental Transparency Report (MTP2) and Combining Schedules of Reportable Government Services with Reconciliation to MTP2, which can be found in the annual audit reports.

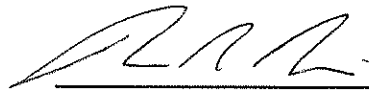
^^ Report in thousands




All columns on pages 1 and 2, except for A and B, are based on the municipality's or school district's most currently available information at the time of submission and are unaudited; the financial information in these columns are subject to change.

*This report encompasses the following reporting periods:*


- o Adopted Budget Survey (§ 44-35-10 (b)) due within 30 days of final action on budget by Municipality/Regional School District
- o 5 Year Forecast (§ 44-35-10 (c)) due within 30 days of final action on budget by Municipality/Regional School District
- o Budget to Actual (§ 45-12-22.2 (b)) due 25 days after fiscal quarters 2, 3, and 4
- o Municipal Data Report (§ 45-12-22.2 (c)) due prior to finalization of Municipal/Regional School District audit (included in final audit as supplementary information).

  
\_\_\_\_\_  
Municipal Chief Executive Officer


2/20/19  
Date

  
\_\_\_\_\_  
Municipal Chief Financial Officer

2/20/19  
Date

  
\_\_\_\_\_  
Superintendent of Schools

2/20/19  
Date

  
\_\_\_\_\_  
School Business Manager

2/20/19  
Date